

Guillaume BERIONNI*, Lei HU, Ali BEN SAIDA, Aurélien CHARDON, Mathieu GAMA, Arnaud OSI, Damien MAHAUT, Xavier ANTOGNINI SILVA

Namur Institute of Structured Matter (NISM)
University of Namur, 61 rue de Bruxelles, B-5000 Namur, Belgium,
guillaume.berionni@unamur.be

Opening up new research lines in Lewis acid/base catalysis

Lewis acids and bases play an important role in modern chemistry and are extensively used in academic and industrial laboratories as catalysts, ligands, initiators, scavengers, etc. [1].

In general, *Lewis* acids and *Lewis* bases *combine* and undergo neutralization by forming a Lewis

adduct (Figure 1a) [2]. Steric bulk, however, prevents the formation of strong bonds between sterically hindered Lewis acids and bases (Figure 1b) [3].

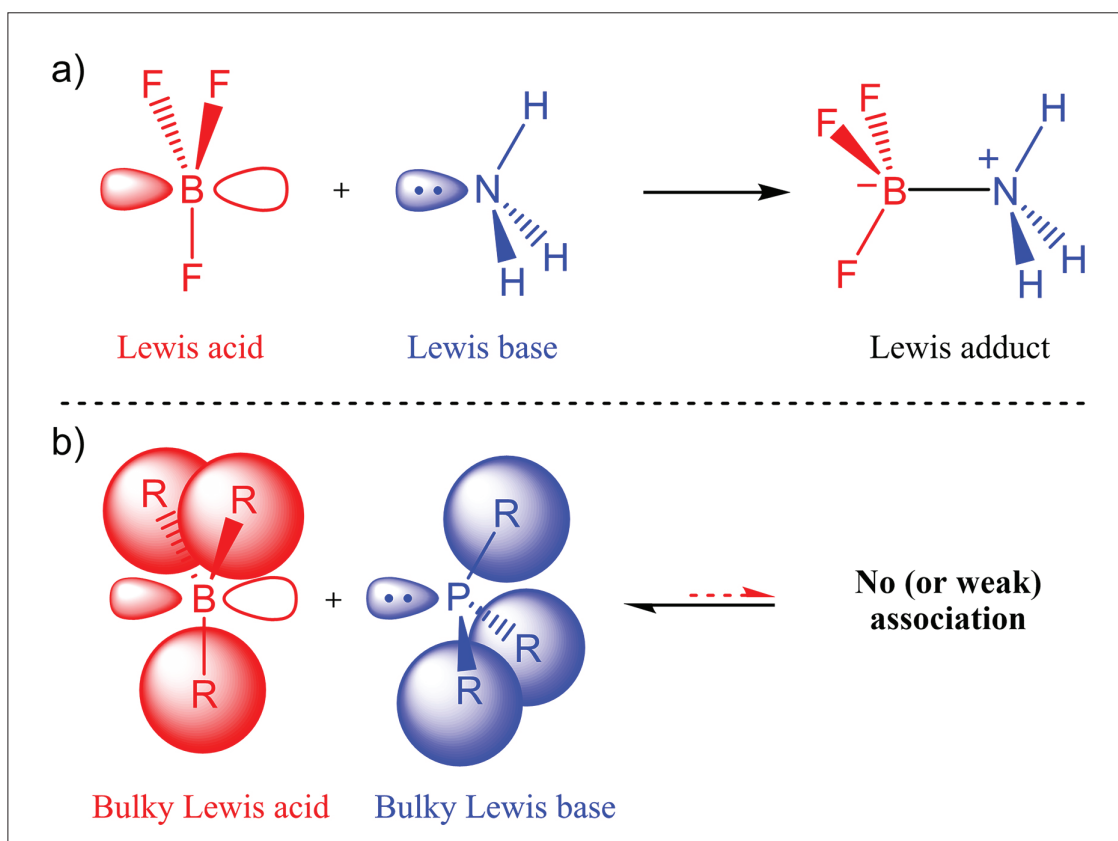


Figure 1: a) Formation of a Lewis acid-base adduct between ammonia and boron trifluoride; b) Schematic representation of an intermolecular frustrated Lewis pair.

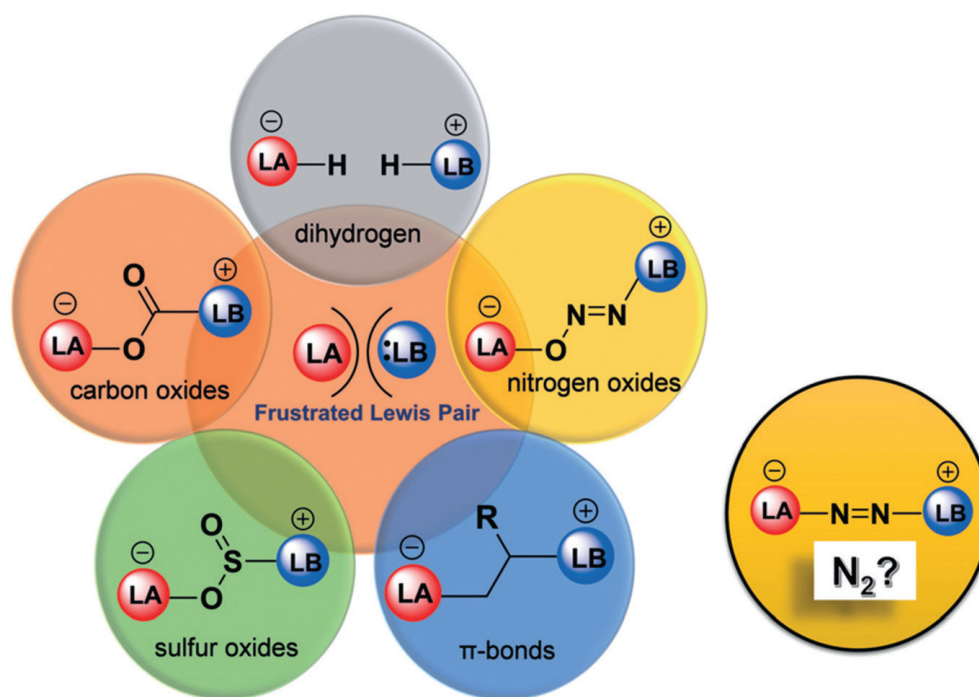


Figure 2: Activation of small molecules with frustrated Lewis pairs. Reproduced from Ref. 4 with permission from John Wiley and Sons.

The resulting frustrated Lewis pairs (FLPs) with unquenched *Lewis* acid/base couples feature an unprecedented potential for cooperative activation of small molecules (H_2 , CO_2 , SO_2 , CO , N_2O) [3].

Fascinated by the latest advances in the field of frustrated Lewis pairs catalysis [4], and with a longstanding interest in kinetic and mechanistic studies, we are interested in examining the fundamental chemistry of activation of small molecules (and of C-H bonds) by new types of Lewis acids and bases [5].

As a rational starting point, we are taking our inspiration from the seminal work of Wittig and Tochtermann on the reactivities of carbon and phosphorus-centred Lewis bases in combination with triphenylborane BPh_3 (Figure 3) [6, 7]. As the C-B and P-B bonds of the Lewis adducts of Ph_3C^- and Ph_3P with the sterically hindered BPh_3 Lewis acids are very weak, dissociation and subsequent reactions with a variety of substrates (ethers, alkenes [6] and 1,2-dehydrobenzene (benzyne) [7]) have been observed.

In sharp contrast, triphenylborane is completely associated with the ring strained triptycyl anion (Figure 4), which is more compact and basic than the trityl anion, and the resulting Lewis

adduct is even air and water stable [8]. Triptycyl-lithium is also spontaneously carbonylated by CO_2 at low temperatures [9].

In view of the intense current interest in the development of sterically hindered Lewis bases [10], we are re-investigating the potential of the triptycyl anion and of the structurally related phospho [11] and aza-triptycenes [12] Lewis bases (Figure 5) as constituent of frustrated Lewis pairs in our research group.

A deep understanding of their reactivities will be obtained by performing NMR and spectrophotometrical binding titrations experiments with a series of Lewis acids of variable sizes and strengths (BF_3 , BPh_3 , $\text{B}(\text{C}_6\text{F}_5)_3$). Comparison of their stereoelectronic properties (Tolman cone angle θ and electronic parameter [13], $\text{p}K_a$, Lewis basicity...) with those of classical and hindered phosphines will shed light on the potential applications of these triptycene-derived Lewis bases in FLPs catalysis.

These projects are synthetically challenging and expose our graduate and undergraduate students

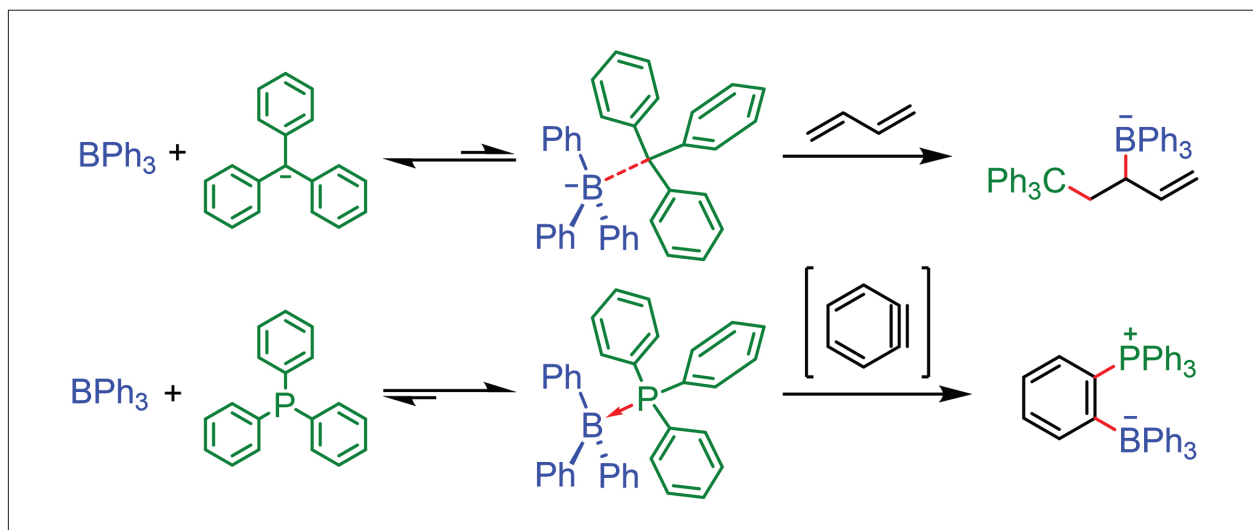


Figure 3: Early examples of reversibly formed Lewis adducts reacting with the π -bonds of 1,3-butadiene (top) and benzyne (bottom) [6, 7].




Figure 4: Irreversible association of triptyc-9-yl lithium with CO_2 and BPh_3 [8, 9].

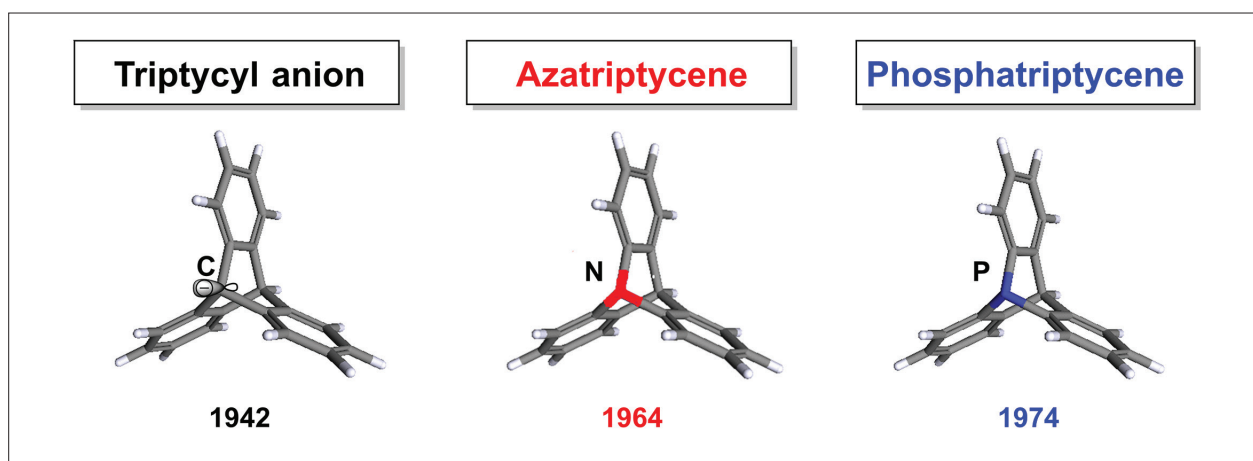


Figure 5: Examples of understudied carbon, nitrogen, and phosphorus Lewis bases.

to a variety of advanced synthetic, spectroscopic, photophysical and computational techniques. For these purposes, we have been developing collaborations with our skilled colleagues in computational chemistry, crystallography,

materials and organic chemistry at the University of Namur, and are open to broad scientific discussions with anyone interested in these research areas.

Acknowledgments

We acknowledge the University of Namur, the Namur Institute of Structured Matter (NISM) and the FNRS (2018-2020 MIS grant for GB) for generous funding. We thank N. Tumanov and J. Wouters for expertise in crystallography and B. Champagne for expertise in computational chemistry. We thank the Unité de Chimie Organique team (Prof. S. Vincent, Prof. S. Lanners) for useful discussions.

Author biography

Prof. Guillaume Berionni received his PhD from the University of Versailles (Institut Lavoisier de Versailles) in 2010 for his research on physical organic and supramolecular chemistry under the supervision of Prof. F. Terrier and R. Goumont.

In 2010 he moved to the Ludwig Maximilian University of Munich as a Humboldt postdoctoral fellow under the guidance of Prof. Herbert Mayr and Prof. Paul Knochel. His post-doctoral and subsequent independent research on organometallic and organoboron chemistry has been supported by the Alexander von Humboldt and the DAAD foundations.

Since end 2017 he is Professor of organic chemistry at the University of Namur (Belgium) where he is managing a research team of 3 PhD students, a post-doctoral fellow, a technician and several master students. He is also actively involved in teaching, especially at the master's level. In 2018 he received an incentive grant for scientific research (MIS grant 2018-2020) from the FNRS.

References

- [1] J. R. Lawson, R. L. Melen, *Inorg. Chem.* **2017**, *56*, 8627.
- [2] W. B. Jensen, *Chem. Rev.* **1978**, *78*, 1.
- [3] For reviews on frustrated Lewis pairs, see: a) D. W. Stephan, G. Erker, *Angew. Chem. Int. Ed.* **2015**, *54*, 6400; b) D. W. Stephan, *Science*, **2016**, *354*, 1248.
- [4] R. L. Melen, *Angew. Chem. Int. Ed.* **2017**, *57*, 880.
- [5] a) E. Follet, P. Mayer, D. S. Stephenson, A. R. Ofial, G. Berionni, *Chem. Eur. J.* **2017**, *23*, 7422; b) E. Follet, P. Mayer, G. Berionni, *Chem. Eur. J.* **2017**, *23*, 623; (c) V. Morozova, P. Mayer, G. Berionni, *Angew. Chem. Int. Ed.* **2015**, *54*, 14508.
- [6] W. Tochtermann, *Angew. Chem. Int. Ed. Engl.* **1966**, *5*, 351.
- [7] G. Wittig, E. Benz, *Chem. Ber.* **1959**, *92*, 1999.
- [8] G. Wittig, W. Tochtermann, *Justus Liebigs Ann. Chem.* **1962**, *660*, 23.
- [9] Y. Kawada, H. Iwamura, *J. Org. Chem.* **1981**, *46*, 3357.
- [10] For selected examples, see: (a) L. Chen, P. Ren, B. P. Carrow, *J. Am. Chem. Soc.* **2016**, *138*, 6392; (b) K. Banert, M. Heck, A. Ihle, J. Kronawitt, T. Pester, T. Shoker, *J. Org. Chem.* **2018**, *83*, 5138.
- [11] G. Wittig, G. Steinhoff, *Chem. Ber.* **1964**, *676*, 21.
- [12] C. Jongsma, J. P. De Kleijn, F. Bickelhaupt, *Tetrahedron*, **1974**, *30*, 3465.
- [13] C. A. Tolman, *Chem. Rev.* **1977**, *77*, 313.
- [13] Gillespie, D. T., *Annu. Rev. Phys. Chem.* **2007**, *58*, 35–55.

From left to right: Mathieu Gama - Guillaume Berionni - Aurélien Chardon - Xavier Antognini Silva - Damien Mahaut - Arnaud Osi - Lei Hu - Ali Ben Saida

